

docce per lavaggio forno

sprays for oven's washing

ACTIVE



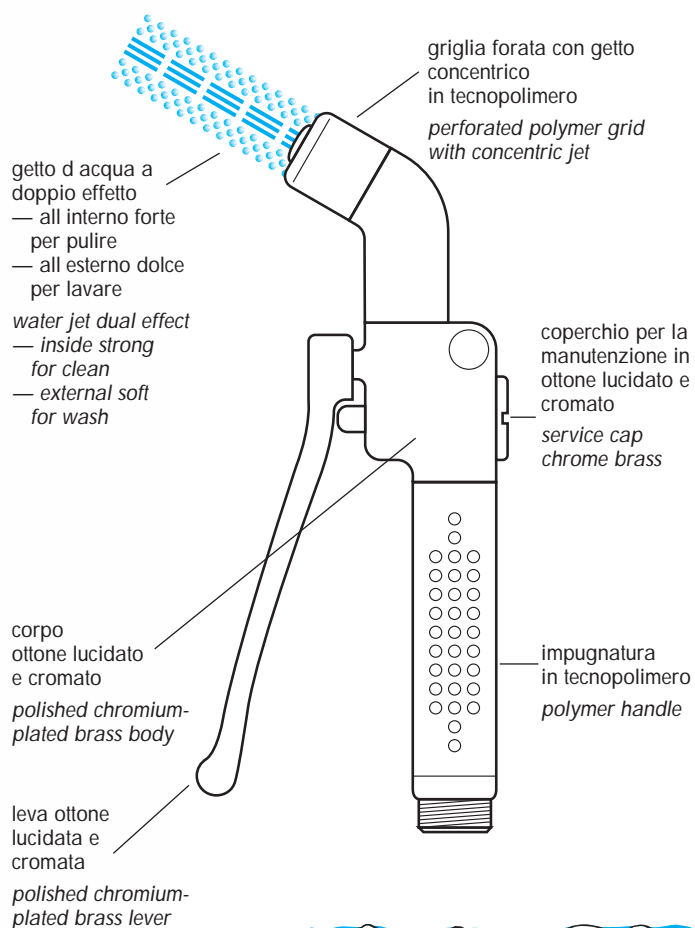
cod. 800/2010

- leggera e maneggevole
- robusta e funzionale
- apertura progressiva molto dolce anche a pressioni elevate
- dispositivo anti colpo d'ariete
- getto d'acqua concentrico
- portata a 3 bar, l/min. 16

Una combinazione perfetta tra forma e tecnologia

- *light and handy*
- *strong and functional*
- *a very soft progressive opening also with high pressure*
- *indirect shut off device*
- *concentric water jet*
- *flow rate at 3 bar, 16 l/min.*

A perfect combination between style and technology

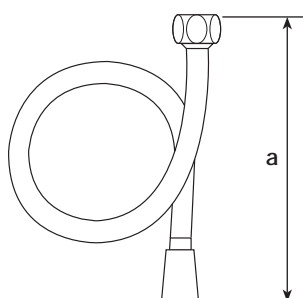
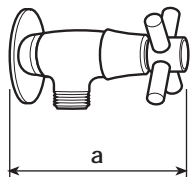
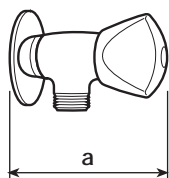
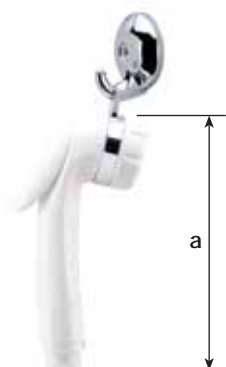
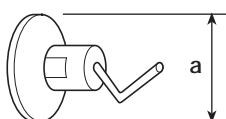
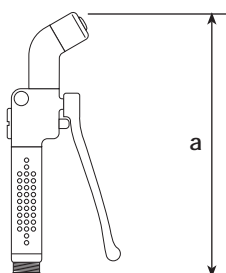


COMPANY WITH QUALITY MANAGEMENT
SYSTEM CERTIFIED BY DNV
= ISO 9001:2008 =



LAVAGGIO FORNO

SPRAY FOR OVEN S WASHING



CODICE	mm a	Ø	NOTE
800/2010	230	1/2"	doccia per lavaggio forno in ottone lucidato e cromato con impugnatura e griglia in tecnopolimero — apertura progressiva — getto concentrato a doppio effetto portata a 3 bar 16 l/min. 16 <i>polished chromium – plated brass body flow rate at 3 bar 16 l/min.</i>
800/2011	36		supporto in ottone lucidato e cromato per il fissaggio a parete senza viti apparenti della doccia per forno — gancio in acciaio inox AISI 304 lucidato <i>wall bearing with hidden screw stainless steel look chromium-plated brass washer</i>
R 762/2	145	1/2"	doccia per lavaggio forno in ABS bianco cromo con supporto di fissaggio cromato — griglia forata con regolatore automatico di portata di 8 l/min. <i>chromium-plated ABS body</i>
800/401	88	1/2"	rubinetto MM maniglia ACTIVE — rosetta ottone Ø 57 — vitone con dischi ceramici <i>ceramic cartridge 90°</i>
800/491	97	1/2"	rubinetto MM maniglia ACTIVE — rosetta ottone Ø 57 — vitone a bagno d olio <i>flat valve</i>
800/2015 800/2020 800/2030	1500 2000 3000	1/2" 1/2" 1/2"	flessibile FF in acciaio inox rivestito Ø 13 con attacco antiattorcigliamento in ottone lucidato e cromato <i>stainless steel flexible with rotating attachment</i>